











GENEVA PIPE

Concrete products, concrete reliability

TYPES OF LIFTING DEVICES

Insert Type	Lifting Device	Products Used For	Additional Components Contractor Needs
<p>Press-Seal Insert</p>  <p>Capacity 3,500 lbs each based on 4,000 psi concrete.</p>	<p>Press-Seal Lift Eye</p>  <p>Capacity 4,500 lbs each based on 4,000 psi concrete.</p>	<p>48" & 60" manhole risers.</p> <p>All 48", and some 60" manhole base sections.</p> <p>48" & 60" manhole flat lids.</p> <p>48" & 60" eccentric & concentric manhole cones.</p> <p>All thinwall knockout catch basins.</p>	<p>Appropriate capacity cables or chains supplied by customer. Lift eyelets available for purchase.</p>
<p>Conac 10T DR Lifting System</p>  <p>Capacity 16,000 lbs each based on 4,000 psi concrete</p>	<p>Conac Lifting Fixture</p>  <p>Capacity 16,000 lbs each based on 4,000 psi concrete.</p>	<p>72", 84", 96", 108", 120", 144" manhole risers and bases.</p> <p>72", 84", 96", 108", 120", 144" manhole flat lids.</p> <p>Box culverts.</p> <p>All steel end ring jacking pipe.</p>	<p>Appropriate capacity multi-leg cable sling with clevis's supplied by the customer. Lifting fixture available for purchase.</p>
<p>Hole in Product</p> 	<p>Tea cup</p>  <p>Various models from 6.6 to 18 tons capacity</p>	<p>54" and larger RCP</p> <p>All elliptical pipes</p>	<p>Appropriate capacity cable with button and loop supplied by customer. Tea cup available for purchase.</p>
<p>7 Strand Cable</p>  <p>Capacity 3,850 lbs each based on 4,000 psi concrete.</p>	<p>Slide Hook</p>  <p>Minimum 3/8" sling hook or clevis sling hook.</p> <p><u>DO NOT USE LOAD CHAIN GRAB HOOKS.</u></p>	<p>All custom concrete boxes and their lids.</p> <p>All 60" manhole bases with inverts.</p>	<p>Appropriate capacity slip hook and cable or chain supplied by customer.</p>